








Major Global Markets Daily Indicators

أبرز المؤشرات اليومية للأسواق العالمية

		21 أكتوبر 2024	18 أكتوبر 2024	29 ديسمبر 2023	Daily Change التغيير اليومي	YTD Change التغيير منذ بداية العام
Currencies العملات 	US Dollar Index	104.0	103.5	101.3	0.5%	2.6%
	US\$ per 1 GBP	1.299	1.305	1.273	-0.5%	2.0%
	US\$ per 1 Euro	1.082	1.087	1.104	-0.5%	-2.0%
	JP Yen per 1 USD	150.8	149.5	141.1	0.9%	6.9%
	Canadian \$ per 1 USD	1.383	1.380	1.325	0.2%	4.4%
Cryptocurrencies (US\$) العملات المشفرة (بالدولار الأمريكي) 	Bitcoin	67,726	68,417	41,931	-1.0%	61.5%
	Ethereum	2,675	2,643	2,286	1.2%	17.0%
	DogeCoin	0.14	0.14	0.09	0.3%	60.3%
	Solana	166.24	154.55	104.34	7.6%	59.3%
Global Stock Indices مؤشرات الأسهم العالمية 	Dow Jones	42,932	43,276	37,690	-0.8%	13.9%
	S&P 500	5,854	5,865	4,770	-0.2%	22.7%
	Nasdaq	18,540	18,490	15,011	0.3%	23.5%
	CAC 40	7,536	7,613	7,543	-1.0%	-0.1%
	FT-SE 100	8,318	8,358	7,733	-0.5%	7.6%
	Shanghai Composite Index	3,268	3,262	2,975	0.2%	9.9%
	Nikkei 225	38,955	38,982	33,464	-0.1%	16.4%
MSCI AC Asia Pacific Index	190	191	169	-0.6%	12.3%	
Commodities (US\$) السلع (بالدولار الأمريكي) 	Gold ounce	2,745.7	2,736.6	2,071.8	0.3%	32.5%
	Silver ounce	34.3	33.9	24.0	1.0%	42.6%
	Platinum ounce	1,017.5	1,025.5	1,005.5	-0.8%	1.2%
	Palladium ounce	1,067.5	1,084.5	1,106.0	-1.6%	-3.5%
	Brent Crude Oil (per barrel)	74.1	73.2	77.1	1.2%	-3.9%
	WTI Crude Oil (per barrel)	70.4	69.4	71.3	1.6%	-1.3%
	U.S. Nymex Gas Continuous Contract Prices	2.3	2.3	2.3	4.0%	1.2%
	Dutch TTF Gas Continuous Contract Prices (Euro)	40.0	39.4	32.4	1.4%	23.5%
Interest Rates (%) أسعار الفائدة (%) 	1-month Libor	4.96	4.96	5.47	0.00	-0.51
	US Prime Rate	8.00	8.00	8.50	0.00	-0.50
	US Discount Rate	5.00	5.00	5.50	0.00	-0.50
	US 2-year Treasury Note	4.04	3.97	4.25	0.08	-0.21
	US 10-year Treasury Note	4.21	4.08	3.88	0.13	0.33
	ECB Deposit Rate	3.50	3.50	4.00	0.00	-0.50