








Major Global Markets Daily Indicators

أبرز المؤشرات اليومية للأسواق العالمية

		28 أكتوبر 2024	25 أكتوبر 2024	29 ديسمبر 2023	Daily Change التغيير اليومي	YTD Change التغيير منذ بداية العام
Currencies العملات 	US Dollar Index	104.3	104.3	101.3	0.1%	2.9%
	US\$ per 1 GBP	1.297	1.296	1.273	0.1%	1.9%
	US\$ per 1 Euro	1.081	1.080	1.104	0.2%	-2.0%
	JP Yen per 1 USD	153.3	152.3	141.1	0.6%	8.7%
	Canadian \$ per 1 USD	1.389	1.389	1.325	0.0%	4.8%
Cryptocurrencies (US\$) العملات المشفرة (بالدولار الأمريكي) 	Bitcoin	69,628	66,780	41,931	4.3%	66.1%
	Ethereum	2,516	2,475	2,286	1.7%	10.1%
	DogeCoin	0.17	0.13	0.09	25.3%	85.1%
	Solana	181.45	165.47	104.34	9.7%	73.9%
Global Stock Indices مؤشرات الأسهم العالمية 	Dow Jones	42,388	42,114	37,690	0.6%	12.5%
	S&P 500	5,824	5,808	4,770	0.3%	22.1%
	Nasdaq	18,567	18,519	15,011	0.3%	23.7%
	CAC 40	7,557	7,498	7,543	0.8%	0.2%
	FT-SE 100	8,286	8,249	7,733	0.4%	7.1%
	Shanghai Composite Index	3,322	3,300	2,975	0.7%	11.7%
	Nikkei 225	38,606	37,914	33,464	1.8%	15.4%
MSCI AC Asia Pacific Index	187	187	169	0.3%	10.4%	
Commodities (US\$) السلع (بالدولار الأمريكي) 	Gold ounce	2,763.8	2,760.8	2,071.8	0.1%	33.4%
	Silver ounce	34.1	33.9	24.0	0.5%	41.7%
	Platinum ounce	1,052.1	1,034.9	1,005.5	1.7%	4.6%
	Palladium ounce	1,235.5	1,203.0	1,106.0	2.7%	11.7%
	Brent Crude Oil (per barrel)	71.4	75.5	77.1	-5.4%	-7.3%
	WTI Crude Oil (per barrel)	67.4	71.7	71.3	-6.0%	-5.5%
	U.S. Nymex Gas Continuous Contract Prices	2.8	3.1	2.3	-7.3%	22.6%
	Dutch TTF Gas Continuous Contract Prices (Euro)	42.4	43.6	32.4	-2.7%	31.1%
Interest Rates (%) أسعار الفائدة (%) 	1-month Libor	4.96	4.96	5.47	0.00	-0.51
	US Prime Rate	8.00	8.00	8.50	0.00	-0.50
	US Discount Rate	5.00	5.00	5.50	0.00	-0.50
	US 2-year Treasury Note	4.14	4.12	4.25	0.01	-0.12
	US 10-year Treasury Note	4.28	4.25	3.88	0.03	0.39
	ECB Deposit Rate	3.25	3.25	4.00	0.00	-0.75