








Major Global Markets Daily Indicators

أبرز المؤشرات اليومية للأسواق العالمية

		22 أكتوبر 2024	21 أكتوبر 2024	29 ديسمبر 2023	Daily Change التغيير اليومي	YTD Change التغيير منذ بداية العام
Currencies العملات 	US Dollar Index	104.1	104.0	101.3	0.1%	2.7%
	US\$ per 1 GBP	1.298	1.299	1.273	0.0%	2.0%
	US\$ per 1 Euro	1.080	1.082	1.104	-0.2%	-2.2%
	JP Yen per 1 USD	151.1	150.8	141.1	0.2%	7.1%
	Canadian \$ per 1 USD	1.382	1.383	1.325	-0.1%	4.3%
Cryptocurrencies (US\$) العملات المشفرة (بالدولار الأمريكي) 	Bitcoin	67,482	67,726	41,931	-0.4%	60.9%
	Ethereum	2,632	2,675	2,286	-1.6%	15.2%
	DogeCoin	0.14	0.14	0.09	-4.6%	52.9%
	Solana	165.37	166.24	104.34	-0.5%	58.5%
Global Stock Indices مؤشرات الأسهم العالمية 	Dow Jones	42,925	42,932	37,690	0.0%	13.9%
	S&P 500	5,851	5,854	4,770	0.0%	22.7%
	Nasdaq	18,573	18,540	15,011	0.2%	23.7%
	CAC 40	7,535	7,536	7,543	0.0%	-0.1%
	FT-SE 100	8,307	8,318	7,733	-0.1%	7.4%
	Shanghai Composite Index	3,286	3,268	2,975	0.5%	10.5%
	Nikkei 225	38,412	38,955	33,464	-1.4%	14.8%
MSCI AC Asia Pacific Index	188	190	169	-1.0%	11.2%	
Commodities (US\$) السلع (بالدولار الأمريكي) 	Gold ounce	2,760.2	2,745.7	2,071.8	0.5%	33.2%
	Silver ounce	34.9	34.3	24.0	1.8%	45.1%
	Platinum ounce	1,044.5	1,017.5	1,005.5	2.7%	3.9%
	Palladium ounce	1,083.0	1,067.5	1,106.0	1.5%	-2.1%
	Brent Crude Oil (per barrel)	75.6	74.1	77.1	2.1%	-1.9%
	WTI Crude Oil (per barrel)	72.1	70.4	71.3	2.4%	1.1%
	U.S. Nymex Gas Continuous Contract Prices	2.3	2.3	2.3	-1.8%	-0.6%
	Dutch TTF Gas Continuous Contract Prices (Euro)	40.8	40.0	32.4	2.2%	26.2%
Interest Rates (%) أسعار الفائدة (%) 	1-month Libor	4.96	4.96	5.47	0.00	-0.51
	US Prime Rate	8.00	8.00	8.50	0.00	-0.50
	US Discount Rate	5.00	5.00	5.50	0.00	-0.50
	US 2-year Treasury Note	4.07	4.04	4.25	0.02	-0.19
	US 10-year Treasury Note	4.23	4.21	3.88	0.02	0.35
	ECB Deposit Rate	3.50	3.50	4.00	0.00	-0.50