








Major Global Markets Daily Indicators

أبرز المؤشرات اليومية للأسواق العالمية

		14 يونيو 2024	13 يونيو 2024	29 ديسمبر 2023	Daily Change التغير اليومي	YTD Change التغير منذ بداية العام
Currencies العملات 	US Dollar Index	105.6	105.2	101.3	0.3%	4.2%
	US\$ per 1 GBP	1.269	1.276	1.273	-0.6%	-0.4%
	US\$ per 1 Euro	1.070	1.074	1.104	-0.3%	-3.0%
	JP Yen per 1 USD	157.4	157.0	141.1	0.2%	11.6%
	Canadian \$ per 1 USD	1.374	1.374	1.325	-0.1%	3.7%
Cryptocurrencies (US\$) العملات المشفرة (بالدولار الأمريكي) 	Bitcoin	65,732	66,684	41,931	-1.4%	56.8%
	Ethereum	3,412	3,477	2,286	-1.9%	49.3%
	DogeCoin	0.14	0.14	0.09	-3.9%	50.4%
	Solana	144.73	147.11	104.34	-1.6%	38.7%
Global Stock Indices مؤشرات الأسهم العالمية 	Dow Jones	38,589	38,647	37,690	-0.1%	2.4%
	S&P 500	5,432	5,434	4,770	0.0%	13.9%
	Nasdaq 100	19,660	19,577	16,826	0.4%	16.8%
	CAC 40	7,503	7,708	7,543	-2.7%	-0.5%
	FT-SE 100	8,147	8,164	7,733	-0.2%	5.3%
	Shanghai Composite Index	3,033	3,029	2,975	0.1%	1.9%
	Nikkei 225	38,815	38,720	33,464	0.2%	16.0%
	MSCI AC Asia Pacific Index	180	180	169	-0.1%	6.0%
Commodities (US\$) السلع (بالدولار الأمريكي) 	Gold ounce	2,348.4	2,320.5	2,071.8	1.2%	13.4%
	Silver ounce	29.6	29.1	24.0	1.9%	23.3%
	Platinum ounce	963.2	958.5	1,005.5	0.5%	-4.2%
	Palladium ounce	898.5	893.0	1,106.0	0.6%	-18.8%
	Brent Crude Oil (per barrel)	82.7	82.2	77.1	0.6%	7.3%
	WTI Crude Oil (per barrel)	78.5	78.2	71.3	0.4%	10.0%
	U.S. Nymex Gas Continuous Contract Prices	2.9	2.9	2.3	-1.8%	24.7%
	Dutch TTF Gas Continuous Contract Prices (Euro)	35.5	35.9	32.4	-1.0%	9.7%
Interest Rates (%) أسعار الفائدة (%) 	1-month Libor	5.45	5.44	5.47	0.00	-0.02
	US Prime Rate	8.50	8.50	8.50	0.00	0.00
	US Discount Rate	5.50	5.50	5.50	0.00	0.00
	US 2-year Treasury Note	4.72	4.71	4.25	0.01	0.46
	US 10-year Treasury Note	4.23	4.25	3.88	-0.02	0.35
	ECB Deposit Rate	3.75	3.75	4.00	0.00	-0.25