








## Major Global Markets Daily Indicators

أبرز المؤشرات اليومية للأسواق العالمية

		02   أكتوبر 2024	01   أكتوبر 2024	29   ديسمبر 2023	Daily Change التغيير اليومي	YTD Change التغيير منذ بداية العام
<b>Currencies</b> العملات 	US Dollar Index	101.7	101.2	101.3	0.5%	0.3%
	US\$ per 1 GBP	1.327	1.329	1.273	-0.1%	4.2%
	US\$ per 1 Euro	1.105	1.107	1.104	-0.2%	0.1%
	JP Yen per 1 USD	146.5	143.6	141.1	2.0%	3.8%
	Canadian \$ per 1 USD	1.350	1.349	1.325	0.1%	1.9%
<b>Cryptocurrencies (US\$)</b> العملات المشفرة (بالدولار الأمريكي) 	Bitcoin	60,912	60,783	41,931	0.2%	45.3%
	Ethereum	2,386	2,451	2,286	-2.7%	4.4%
	DogeCoin	0.11	0.11	0.09	-2.1%	17.6%
	Solana	142.96	147.22	104.34	-2.9%	37.0%
<b>Global Stock Indices</b> مؤشرات الأسهم العالمية 	Dow Jones	42,197	42,157	37,690	0.1%	12.0%
	S&P 500	5,710	5,709	4,770	0.0%	19.7%
	Nasdaq	17,925	17,910	15,011	0.1%	19.4%
	CAC 40	7,578	7,574	7,543	0.0%	0.5%
	FT-SE 100	8,291	8,277	7,733	0.2%	7.2%
	Shanghai Composite Index	3,337	3,337	2,975	0.0%	12.2%
	Nikkei 225	37,809	38,652	33,464	-2.2%	13.0%
MSCI AC Asia Pacific Index	196	196	169	0.0%	15.6%	
<b>Commodities (US\$)</b> السلع (بالدولار الأمريكي) 	Gold ounce	2,676.6	2,676.5	2,071.8	0.0%	29.2%
	Silver ounce	31.9	31.6	24.0	1.1%	32.9%
	Platinum ounce	1,009.7	1,006.1	1,005.5	0.4%	0.4%
	Palladium ounce	1,003.0	1,009.0	1,106.0	-0.6%	-9.3%
	Brent Crude Oil (per barrel)	74.7	74.5	77.1	0.3%	-3.1%
	WTI Crude Oil (per barrel)	71.1	70.9	71.3	0.2%	-0.4%
	U.S. Nymex Gas Continuous Contract Prices	2.9	2.9	2.3	1.0%	26.7%
	Dutch TTF Gas Continuous Contract Prices (Euro)	38.8	39.5	32.4	-1.9%	19.8%
<b>Interest Rates (%)</b> أسعار الفائدة (%) 	1-month Libor	4.96	4.96	5.47	0.00	-0.51
	US Prime Rate	8.00	8.00	8.50	0.00	-0.50
	US Discount Rate	5.00	5.00	5.50	0.00	-0.50
	US 2-year Treasury Note	3.66	3.62	4.25	0.03	-0.60
	US 10-year Treasury Note	3.80	3.75	3.88	0.05	-0.08
	ECB Deposit Rate	3.50	3.50	4.00	0.00	-0.50