








Major Global Markets Daily Indicators

أبرز المؤشرات اليومية للأسواق العالمية

		25 أكتوبر 2024	24 أكتوبر 2024	29 ديسمبر 2023	Daily Change التغيير اليومي	YTD Change التغيير منذ بداية العام
Currencies العملات 	US Dollar Index	104.3	104.1	101.3	0.2%	2.9%
	US\$ per 1 GBP	1.296	1.297	1.273	-0.1%	1.8%
	US\$ per 1 Euro	1.080	1.083	1.104	-0.3%	-2.2%
	JP Yen per 1 USD	152.3	151.8	141.1	0.3%	8.0%
	Canadian \$ per 1 USD	1.389	1.386	1.325	0.3%	4.9%
Cryptocurrencies (US\$) العملات المشفرة (بالدولار الأمريكي) 	Bitcoin	66,780	68,148	41,931	-2.0%	59.3%
	Ethereum	2,475	2,536	2,286	-2.4%	8.3%
	DogeCoin	0.13	0.14	0.09	-4.5%	47.8%
	Solana	165.47	174.64	104.34	-5.3%	58.6%
Global Stock Indices مؤشرات الأسهم العالمية 	Dow Jones	42,114	42,374	37,690	-0.6%	11.7%
	S&P 500	5,808	5,810	4,770	0.0%	21.8%
	Nasdaq	18,519	18,415	15,011	0.6%	23.4%
	CAC 40	7,498	7,503	7,543	-0.1%	-0.6%
	FT-SE 100	8,249	8,269	7,733	-0.2%	6.7%
	Shanghai Composite Index	3,300	3,280	2,975	0.6%	10.9%
	Nikkei 225	37,914	38,143	33,464	-0.6%	13.3%
MSCI AC Asia Pacific Index	187	187	169	-0.2%	10.1%	
Commodities (US\$) السلع (بالدولار الأمريكي) 	Gold ounce	2,760.8	2,738.6	2,071.8	0.8%	33.3%
	Silver ounce	33.9	33.6	24.0	0.8%	41.0%
	Platinum ounce	1,034.9	1,021.5	1,005.5	1.3%	2.9%
	Palladium ounce	1,203.0	1,138.0	1,106.0	5.7%	8.8%
	Brent Crude Oil (per barrel)	75.5	74.2	77.1	1.7%	-2.1%
	WTI Crude Oil (per barrel)	71.7	70.3	71.3	2.0%	0.5%
	U.S. Nymex Gas Continuous Contract Prices	3.1	2.5	2.3	20.9%	32.2%
	Dutch TTF Gas Continuous Contract Prices (Euro)	43.6	42.2	32.4	3.3%	34.8%
Interest Rates (%) أسعار الفائدة (%) 	1-month Libor	4.96	4.96	5.47	0.00	-0.51
	US Prime Rate	8.00	8.00	8.50	0.00	-0.50
	US Discount Rate	5.00	5.00	5.50	0.00	-0.50
	US 2-year Treasury Note	4.12	4.08	4.25	0.05	-0.13
	US 10-year Treasury Note	4.25	4.19	3.88	0.05	0.37
	ECB Deposit Rate	3.25	3.25	4.00	0.00	-0.50