








Major Global Markets Daily Indicators

أبرز المؤشرات اليومية للأسواق العالمية

		11 يونيو 2024	10 يونيو 2024	29 ديسمبر 2023	Daily Change التغير اليومي	YTD Change التغير منذ بداية العام
Currencies العملات 	US Dollar Index	105.2	105.2	101.3	0.1%	3.8%
	US\$ per 1 GBP	1.274	1.273	1.273	0.1%	0.1%
	US\$ per 1 Euro	1.074	1.077	1.104	-0.2%	-2.7%
	JP Yen per 1 USD	157.1	157.0	141.1	0.0%	11.4%
	Canadian \$ per 1 USD	1.376	1.376	1.325	0.0%	3.9%
Cryptocurrencies (US\$) العملات المشفرة (بالدولار الأمريكي) 	Bitcoin	67,285	69,621	41,931	-3.4%	60.5%
	Ethereum	3,487	3,670	2,286	-5.0%	52.6%
	DogeCoin	0.14	0.14	0.09	-2.4%	53.7%
	Solana	149.63	155.97	104.34	-4.1%	43.4%
Global Stock Indices مؤشرات الأسهم العالمية 	Dow Jones	38,747	38,868	37,690	-0.3%	2.8%
	S&P 500	5,375	5,361	4,770	0.3%	12.7%
	Nasdaq 100	19,210	19,075	16,826	0.7%	14.2%
	CAC 40	7,789	7,894	7,543	-1.3%	3.3%
	FT-SE 100	8,148	8,228	7,733	-1.0%	5.4%
	Shanghai Composite Index	3,028	3,051	2,975	-0.8%	1.8%
	Nikkei 225	39,135	39,038	33,464	0.2%	16.9%
MSCI AC Asia Pacific Index	179	180	169	-0.6%	5.7%	
Commodities (US\$) السلع (بالدولار الأمريكي) 	Gold ounce	2,330.7	2,320.6	2,071.8	0.4%	12.5%
	Silver ounce	29.5	29.4	24.0	0.6%	23.0%
	Platinum ounce	962.8	966.1	1,005.5	-0.3%	-4.2%
	Palladium ounce	899.0	900.0	1,106.0	-0.1%	-18.7%
	Brent Crude Oil (per barrel)	82.2	82.0	77.1	0.3%	6.7%
	WTI Crude Oil (per barrel)	78.4	77.7	71.3	0.9%	9.8%
	U.S. Nymex Gas Continuous Contract Prices	3.1	3.0	2.3	3.0%	34.1%
	Dutch TTF Gas Continuous Contract Prices (Euro)	34.2	34.4	32.4	-0.8%	5.6%
Interest Rates (%) أسعار الفائدة (%) 	1-month Libor	5.44	5.44	5.47	0.00	-0.03
	US Prime Rate	8.50	8.50	8.50	0.00	0.00
	US Discount Rate	5.50	5.50	5.50	0.00	0.00
	US 2-year Treasury Note	4.85	4.88	4.25	-0.03	0.60
	US 10-year Treasury Note	4.41	4.45	3.88	-0.04	0.53
	ECB Deposit Rate	4.00	4.00	4.00	0.00	0.00