








Major Global Markets Daily Indicators

أبرز المؤشرات اليومية للأسواق العالمية

		14 أكتوبر 2024	11 أكتوبر 2024	29 ديسمبر 2023	Daily Change التغيير اليومي	YTD Change التغيير منذ بداية العام
Currencies العملات 	US Dollar Index	103.3	102.9	101.3	0.4%	1.9%
	US\$ per 1 GBP	1.306	1.307	1.273	-0.1%	2.6%
	US\$ per 1 Euro	1.091	1.094	1.104	-0.3%	-1.2%
	JP Yen per 1 USD	149.8	149.1	141.1	0.4%	6.2%
	Canadian \$ per 1 USD	1.380	1.376	1.325	0.2%	4.1%
Cryptocurrencies (US\$) العملات المشفرة (بالدولار الأمريكي) 	Bitcoin	65,907	62,991	41,931	4.6%	57.2%
	Ethereum	2,621	2,457	2,286	6.7%	14.7%
	DogeCoin	0.12	0.11	0.09	6.0%	28.7%
	Solana	155.28	145.01	104.34	7.1%	48.8%
Global Stock Indices مؤشرات الأسهم العالمية 	Dow Jones	43,065	42,864	37,690	0.5%	14.3%
	S&P 500	5,860	5,815	4,770	0.8%	22.9%
	Nasdaq	18,503	18,343	15,011	0.9%	23.3%
	CAC 40	7,602	7,578	7,543	0.3%	0.8%
	FT-SE 100	8,293	8,254	7,733	0.5%	7.2%
	Shanghai Composite Index	3,284	3,218	2,975	2.1%	10.4%
	Nikkei 225	39,606	39,606	33,464	0.0%	18.4%
MSCI AC Asia Pacific Index	192	193	169	-0.1%	13.5%	
Commodities (US\$) السلع (بالدولار الأمريكي) 	Gold ounce	2,661.8	2,674.2	2,071.8	-0.5%	28.5%
	Silver ounce	31.3	31.7	24.0	-1.3%	30.4%
	Platinum ounce	998.5	996.4	1,005.5	0.2%	-0.7%
	Palladium ounce	1,020.5	1,067.0	1,106.0	-4.4%	-7.7%
	Brent Crude Oil (per barrel)	75.2	78.8	77.1	-4.6%	-2.5%
	WTI Crude Oil (per barrel)	71.7	75.5	71.3	-5.0%	0.5%
	U.S. Nymex Gas Continuous Contract Prices	2.5	2.6	2.3	-6.1%	6.7%
Dutch TTF Gas Continuous Contract Prices (Euro)	40.5	39.8	32.4	1.8%	25.0%	
Interest Rates (%) أسعار الفائدة (%) 	1-month Libor	4.96	4.96	5.47	0.00	-0.51
	US Prime Rate	8.00	8.00	8.50	0.00	-0.50
	US Discount Rate	5.00	5.00	5.50	0.00	-0.50
	US 2-year Treasury Note	3.97	3.97	4.25	0.00	-0.29
	US 10-year Treasury Note	4.09	4.11	3.88	-0.01	0.21
ECB Deposit Rate	3.50	3.50	4.00	0.00	-0.50	